




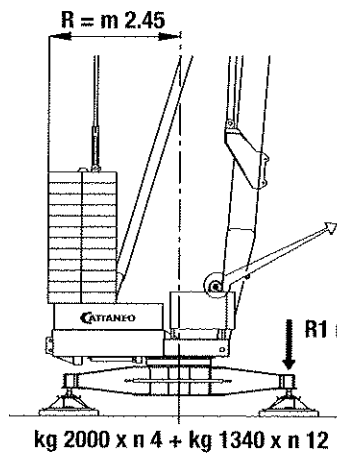


CM 75S4

		1°	2°	3°	4°	CV	kW	
 Sollevamento Hoisting Levage Hubwerk Elevación	 m/1' kg	4	20	35	50	15	11	
		3000	3000	2000	1000			
 Carrello - Trolley Chariot - Katzfahrwerk Carro	m/1'		25 - 50			4 - 2	3 - 1.5	
 Rotazione - Slewing Orientation - Drehwerk Rotación	g/1'		0 → 0,3 → 0,9			5	3.7	
 Potenza elettrica necessaria Necessary electric power Puissance électrique nécessaire Anschlusswert Potencia eléctrica necesaria		20 kVA - 400 V - 50Hz						

Contrappeso in lastre di cemento armato - Ferro-concrete ballast slabs
Contrepoids en plaques de béton armé - Gegenballast aus Stahlbetonplatten - Lastre en hormigón armado



Motore e finecorsa CARRELLO
Engine and limit switch TROLLEY
Moteur et fin de courses CHARIOT
Motoren und Endschalter KATZFAHRWERK
Motor e finales de carrera CARRO

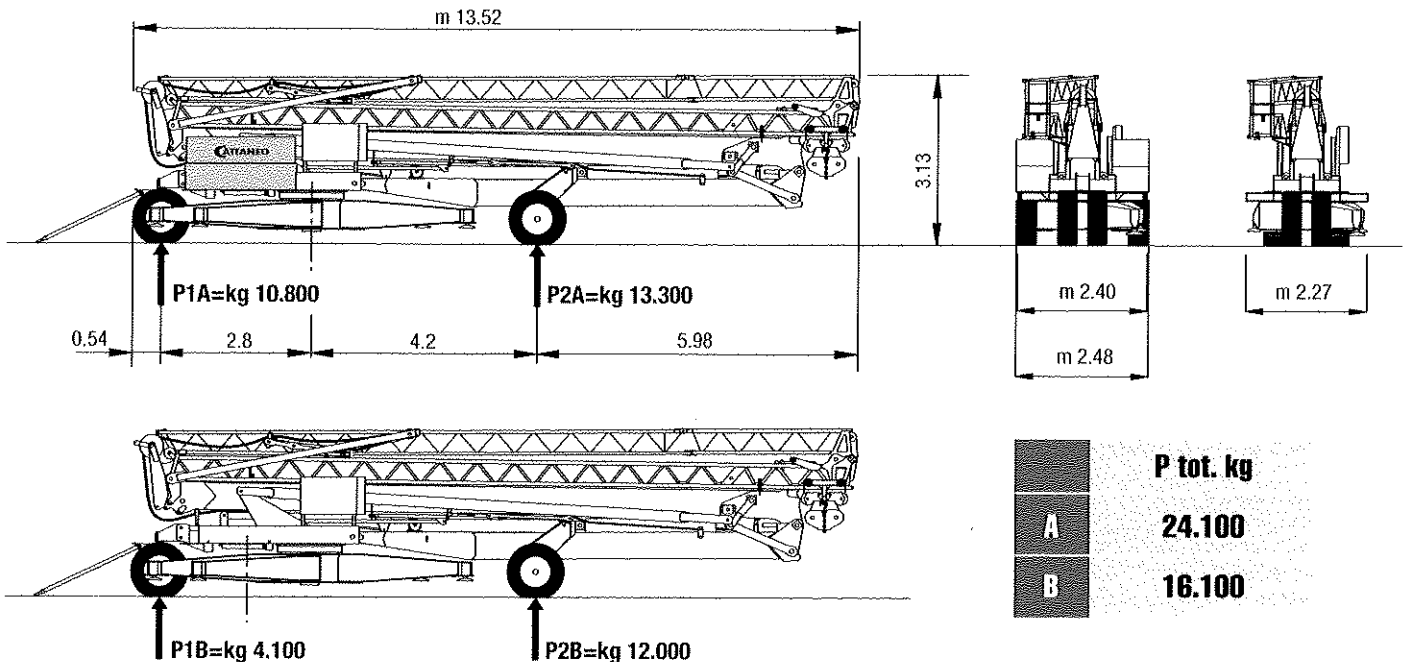
Massa gru (con assale da cantiere)
Weight of crane (with yard axle)
Poid de la grue (avec essieu de chantier)
Konstruktionsgewicht des Krans (mit Rangierfahrwerk)
Peso grúa (con eje para obra)

kg 16.100

Massa contrappeso
Counterweight
Contrepoids
Gegengewicht
Contrapeso

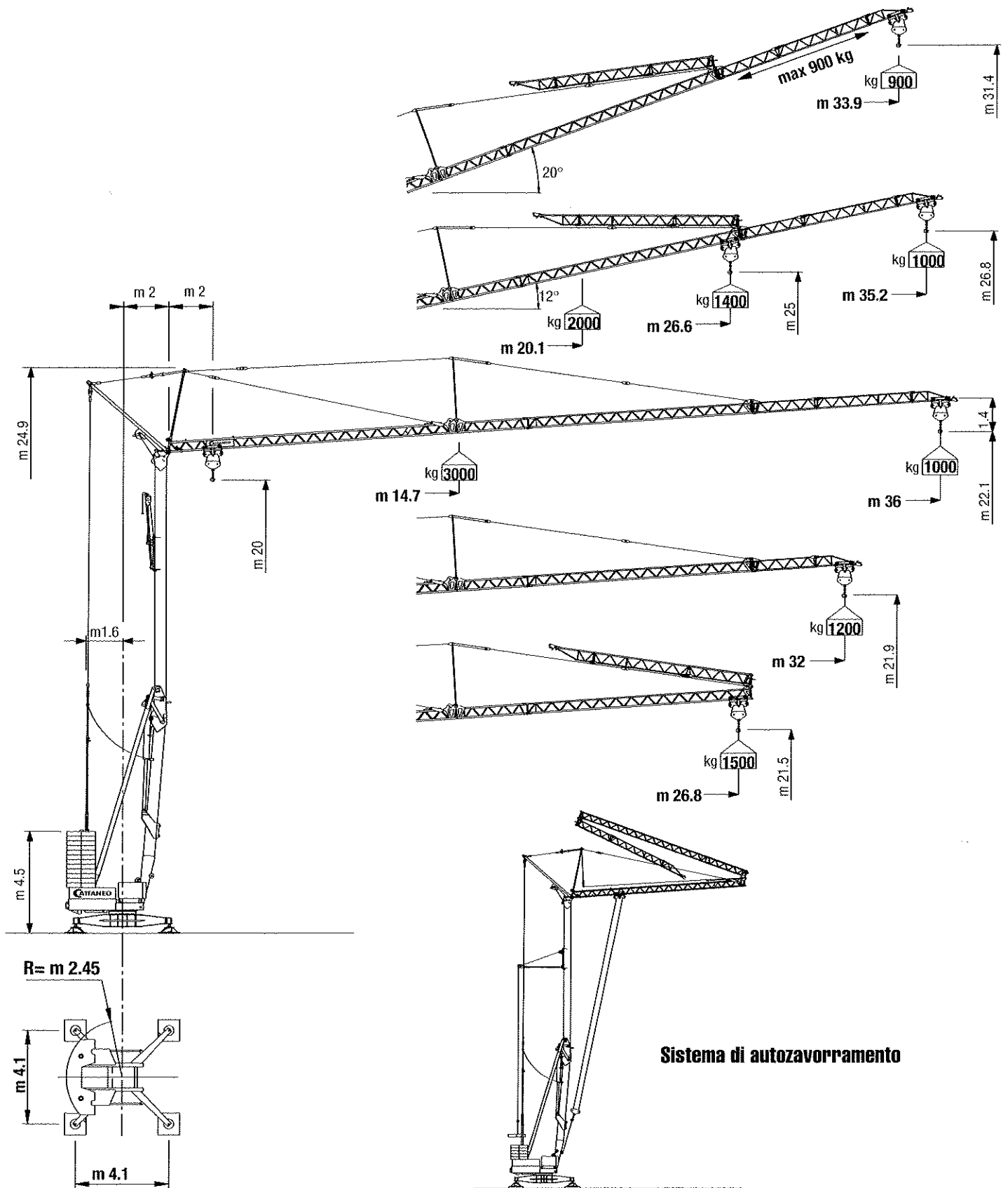
kg 24.080

Trasporto - Transport - Transport - Transport - Transporte



	P tot. kg
A	24.100
B	16.100

CM 75S4



Curve di carico	kg	3000	2500	2000	1900	1800	1700	1600	1500	1400	1300	1200	1100	1000
Load diagrams	m	14.7	17.1	20.5	21.4	22.4	23.4	24.6	26.0	27.5	29.2	31.1	33.3	36.0
Courbes de charge	m	15.1	17.5	21.0	21.9	22.9	24.1	25.3	26.7	28.2	30.0	32.0		
Lastkurven	m	15.1	17.6	21.0	22.0	23.0	24.1	25.4	26.8					
Curvas de cargas	m			20.1	21.0	21.9	23.0	24.1	25.4	26.9	28.6	30.5	32.7	35.2