



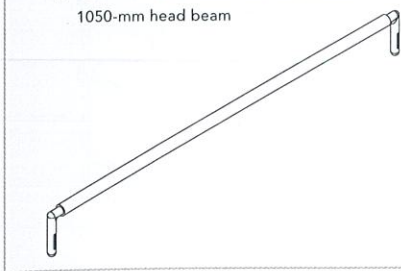
- **Composizione di telai in verticale**
Frames' upright composition



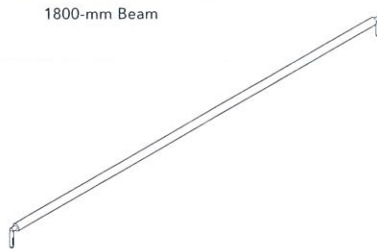
- **Composizione di telai con parasassi e partenza rastremata**
Combination of frames with stones protection board and swaged end



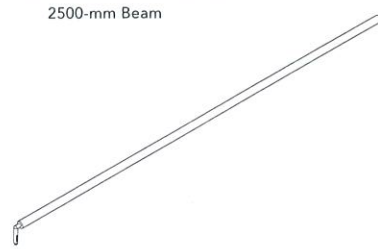
1-Corrente di testata da 1050
1050-mm head beam




2-Corrente da 1800
1800-mm Beam



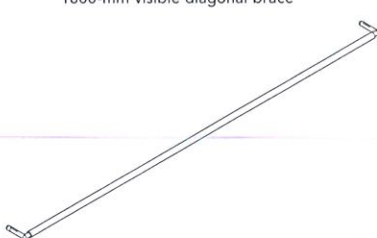
3-Corrente da 2500
2500-mm Beam



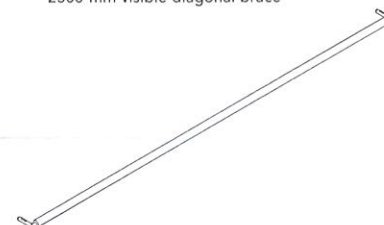
4-5 Diagonale in pianta da 1800 e da 2500
1800-mm floor diagonal brace



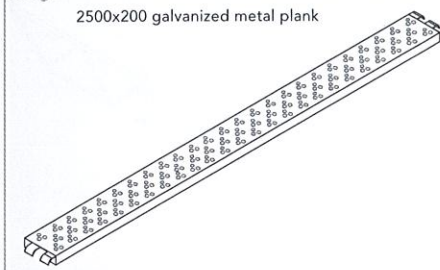
6-Diagonale in vista da 1800
1800-mm visible diagonal brace



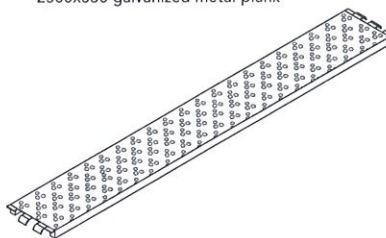
7-Diagonale in vista da 2500
2500-mm visible diagonal brace



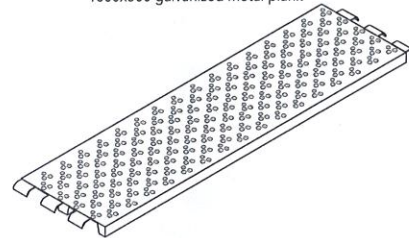
8-Tavola metallica zincata da 2500x200
2500x200 galvanized metal plank



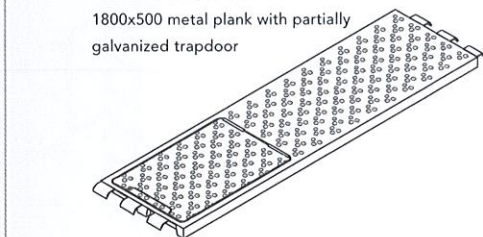
9-Tavola metallica zincata da 2500x330
2500x330 galvanized metal plank



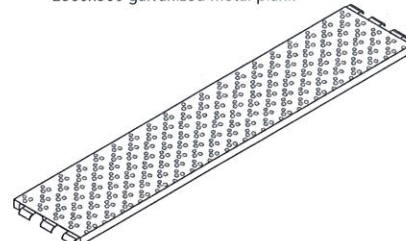
10-Tavola metallica zincata da 1800x500
1800x500 galvanized metal plank



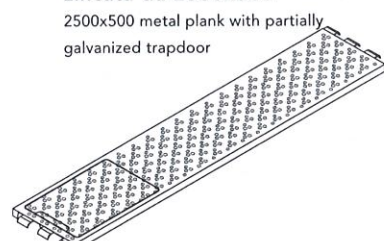
11-Tavola metallica con botola parz.
zincata da 1800x500
1800x500 metal plank with partially
galvanized trapdoor



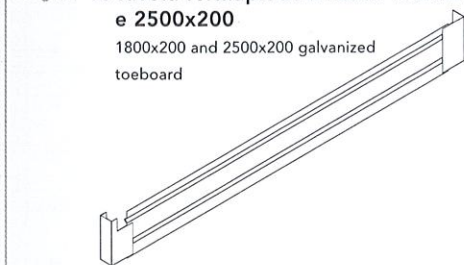
12-Tavola metallica zincata da 2500x500
2500x500 galvanized metal plank



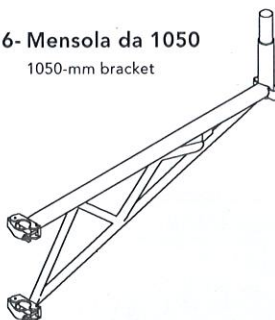
13-Tavola metallica con botola parz.
zincata da 2500x500
2500x500 metal plank with partially
galvanized trapdoor



14-15 Tavola fermapiEDE zincata 1800x200
e 2500x200
1800x200 and 2500x200 galvanized
toeboard



16-Mensola da 1050
1050-mm bracket



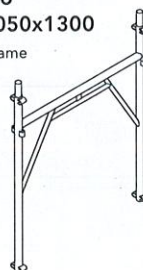
17-Puntone per
mensola da 1050
1050-mm
bracket strut



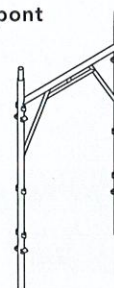
18-Parasassi
Stones protection board

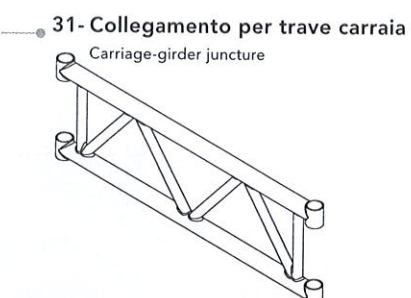
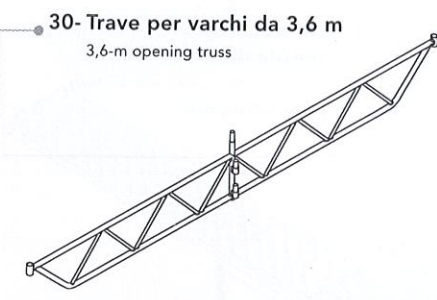
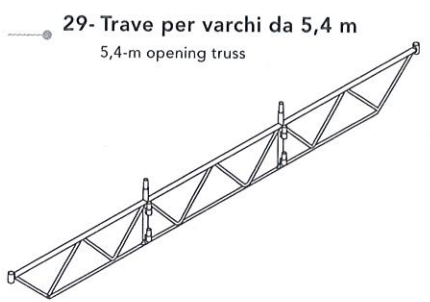
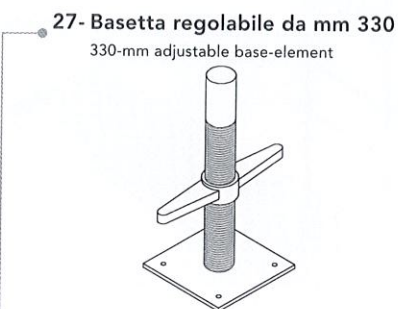
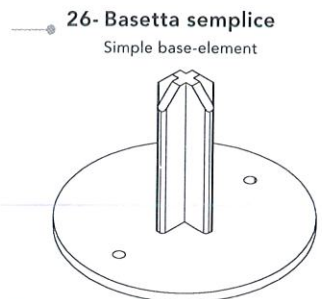
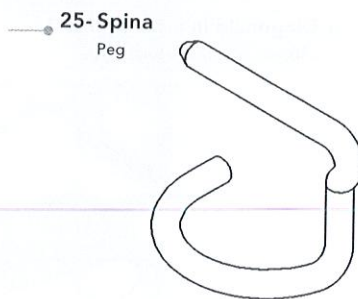
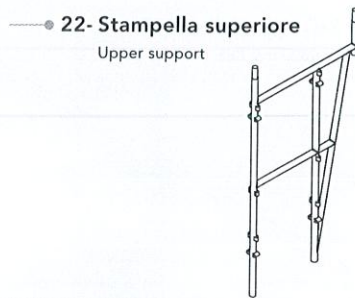
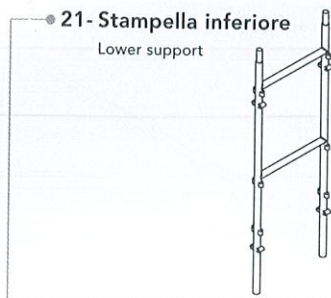


19-Mezzo telaio
Realpont 1050x1300
Realpont half-frame
1050x1300



20-Telaio Realpont
1050x2000
Realpont frame
1050x2000





REALPONT 105/EU92

N° Disegno Drawing N°	Prodotto verniciato Painted product	Codice Code	Peso daN ⁽¹⁾ weight daN
1	Corrente di testata 1050 1050-mm head Beam	3040206050	1,52
2	Corrente da 1800 1800-mm Beam	3040201010	2,820
3	Corrente da 2500 2500-mm Beam	3040201176	4,86
4	Diagonale in pianta da 1800 1800-mm floor diagonal brace	3040206010	3,290
5	Diagonale in pianta da 2500 2500-mm floor diagonal brace	3040201196	5,28
6	Diagonale in vista da 1800 1800-mm visible diagonal brace	3040201000	3,390
7	Diagonale in vista da 2500 2500-mm visible diagonal brace	3040201186	5,43
8	Tavola metallica zincata da 2500x200 2500x200 galvanized metal plank	3070200051	6,63
9	Tavola metallica zincata da 2500x330 2500x330 galvanized metal plank	3070100271	15,950
10	Tavola metallica zincata da 1800x500 1800x500 galvanized metal plank	3070100001	15,05
11	Tavola metallica con botola parz. zincata da 1800x500 1800x500 metal plank with partially galvanized trapdoor	3070100011	23,500
12	Tavola metallica zincata da 2500x500 2500x500 galvanized metal plank	3070100071	25,440
13	Tavola metallica con botola parz. zincata da 2500x500 2500x500 metal plank with partially galvanized trapdoor	3070800031	34,240
14	Tavola fermapiEDE zincata 1800x200 1800x200 galvanized toeboard	3070200001	5,150
15	Tavola fermapiEDE zincata 2500x200 2500x200 galvanized toeboard	3070200051	6,630
16	Mensola da 1050 1050-mm bracket	3040306000	8,3
17	Puntone per mensola da 1050 1050-mm bracket strut	3040306010	8,500
18	Parasassi Stones protection board	3040301050	8,720
19	Mezzo telaio Realpont 1050x1300 Realpont half-frame 1050x1300	3040106010	15,550
20	Telaio Realpont 1050x2000 Realpont frame 1050x2000	3040106000	20,000
21	Stampella inferiore Lower support	3040101030	19,280
22	Stampella superiore Upper support	3040106020	26,160
23	Telaio di parapetto laterale Side guard-rail frame	3040206070	10,970
24	Terminale semplice con rinforzo Simple reinforced terminal	3040401000	7,340
25	Spina Peg	3040701006	0,12
26	Basetta semplice Simple base-element	3030100006	0,900
27	Basetta regolabile da 330 mm 330-mm adjustable base-element	3040501062	2,500
28	Basetta regolabile da 1000 mm 1000-mm adjustable base-element	3040501010	4,100
29	Trave per varchi da 5,4 m 5,4-m opening truss	3040601020	47,76
30	Trave per varchi da 3,6 m 3,6-m opening truss	3040601000	24,630
31	Collegamento per trave carraia Carriage-girder juncture	3040605010	8,440
32	Scala con corrimano Staircase with handrail	3070300130	6,05

(1) Il peso si riferisce ai valori di spessore nominali The weight refers to nominal gage values

